







## DT in EYFS

### Expressive Arts and Design

Progression plan	Autumn 1	Autumn 2	Spring 1	Spring 2	Summer 1	Summer 2
Topic Title	<b>Marvellous me</b> 	<b>Once upon a Time</b> 	<b>Animals</b> 	<b>Mighty Machines</b> 	<b>Let's go outside</b> 	<b>All around the world</b> 
Nursery	N/A	<p>Make imaginative and complex 'small worlds' with blocks and construction kits, such as a city with different buildings and a park. Explore different materials freely, to develop their ideas about how to use them and what to make.</p> <p>Talk about the differences between materials and changes they notice.(UW).</p>	<p>I can make simple models which express my ideas .Join different materials and explore different textures</p>	<p>make imaginative and complex 'small worlds' with blocks and construction kits, such as a city with different buildings and a park. Join different materials and explore different textures.</p>	<p>Make imaginative and complex 'small worlds' with blocks and construction kits, such as a city with different buildings and a park. Explore different materials freely, to develop their ideas about how to use them and what to make.</p> <p>Talk about the differences between materials and changes they notice.(UW)</p>	<p>Make imaginative and complex 'small worlds' with blocks and construction kits, such as a city with different buildings and a park. Develop their own ideas and then decide which materials to use to express them. Join different materials and explore different textures</p>

		Christmas crafts Christmas cooking			Clay decorations Easter baking	
<b>Reception</b>	N/A	Explore, use and refine a variety of artistic effects to express their ideas and feelings. Return to and build on their previous learning, refining ideas and developing their ability to represent them. Create collaboratively, sharing ideas, resources and skills.  Christmas crafts	Return to and build on their previous learning, refining ideas and developing their ability to represent them. Create collaboratively, sharing ideas, resources and skills. Listen attentively,	Explore, use and refine a variety of artistic effects to express their ideas and feelings. Return to and build on their previous learning, refining ideas and developing their ability to represent them. Create collaboratively, sharing ideas, resources and skills.	Explore, use and refine a variety of artistic effects to express their ideas and feelings. •Return to and build on their previous learning, refining ideas and developing their ability to represent them. •Create collaboratively, sharing ideas, resources and skills.  Easter Baking	Safely use and explore a variety of materials, tools and techniques, experimenting with colour, design, texture, form and function.